



ALL EASY PRO BREEZELESS

Midea Aircon Catalogue



Wifi Control



3D Air Flows



Super Ionizer



Easy to clean



Prime Guard
Golden Fin



6 YEARS COMPRESSOR
WARRANTY
First 2 Years
Peace of Mind

OUR STORY SO FAR

Carved from 50 years of experience

Midea, established in 1968, is a publicly listed company and since July 2016, a **Fortune 500 company** offering one of the most comprehensive ranges in the home appliances industry. Midea specialises in air treatment (residential and commercial solutions), refrigeration, laundry, cooking appliances, small kitchen appliances, water appliances, floor care and lighting.


More than
\$36 Bn*
of revenue in
2017
in RMB

Serve
customers in
200+
countries

32
global
production
facilities

136,800
employees
worldwide

Global Fortune
500
company



www.midea.com/global

www.midea.com/cg

Environment Friendly

Reducing Singapore's greenhouse gases emissions from the use of hydrofluorocarbons.



Midea use refrigerants with a lower global warming potential



Recognized 5 ticks




The highest energy efficiency rating recognized from NEA. Midea All Easy Pro Series provides with the most comfortable & superior cooling environment.



SMART Wifi Control

With our MSmartHome app you can keep your air conditioner in control at anytime and anywhere.



Prime Guard Golden Fin



The Golden Fin coated cover protects the fan motor and prevents water from seeping into the indoor unit, preventing mould and rust.


It gets more resistance from water, rust, adherent grease, oxidation and other corrosive elements with a steadier cooling performance with our signature Golden Fin protection.

3D AIR FLOW

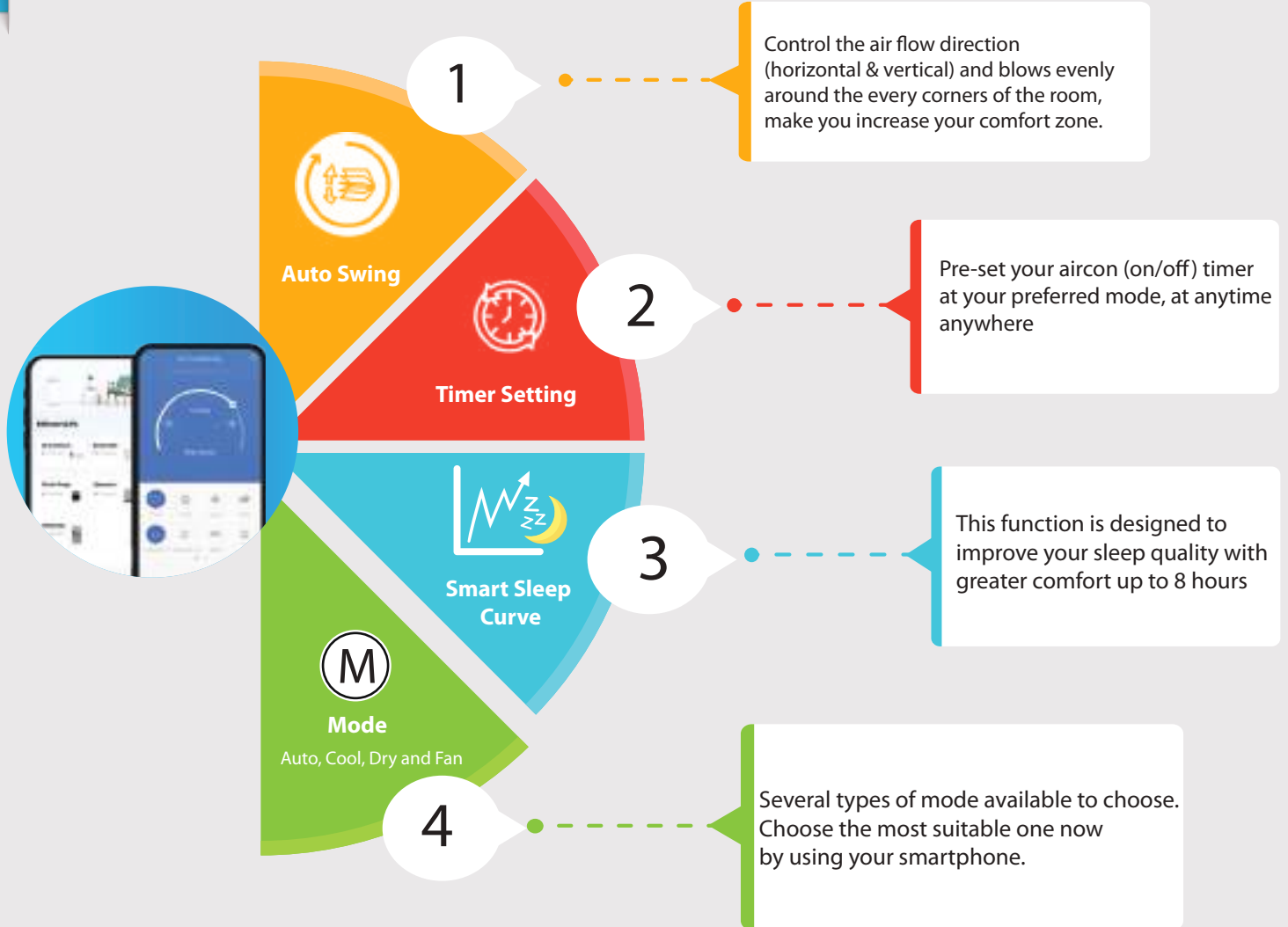
The deflectors swing automatically in all different directions to intentionally covers to every corner of the room.

SUPER IONIZER

Our units produce negative & positive ions to neutralise dust and bacteria, keeping you safe from unwelcome allergies & pollutions.



MIDEA Smart WIFI Control



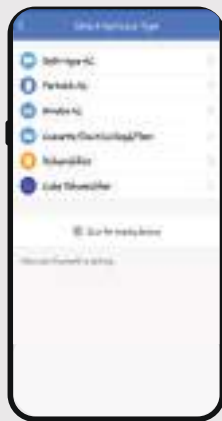
Download MSmartHome App



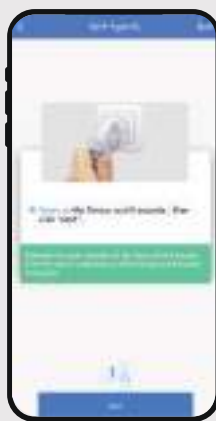
MideaAir App Control



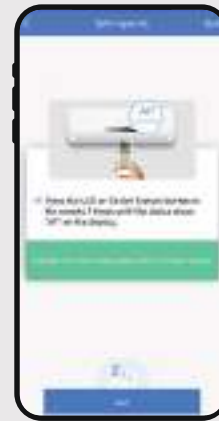
Step 1: Download the MideaAir App. Click on "Add Device".



Step 2: Select "Split-type" AC



Step 3: Click next



Step 4: Follow the above steps above to enter "AP" mode.




Step 5: Connect to your WIFI network


Cool



Dry



Fan



Auto



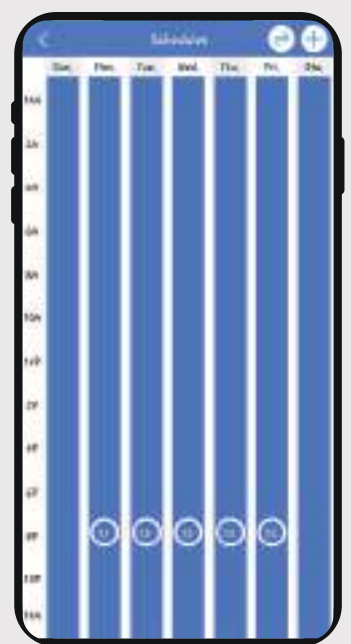
You are able to choose and adjust different kind of modes: Cool, Dry, Fan and Auto by using our MideaAir App



Sleep curves allows you to customize your own comfortable temperature up to 8 hours.



You able to schedule your preferred dates, time and settings according to your own unique preferences.



Design & Installation

Minimal Structure, Minimalize your bills

Thanks to the front E-box and PCB design that release more space for a larger air volume in and out. All Easy Pro delivers you the stronger cooling performance with lower energy consumption that save your bills.



Flexible Space, Cooling Solution

Require only 35mm away from ceiling

Max 15cm piping height
30M piping length



Compact outdoor units that allows easy installation through HDB window or limited space.

Save time and your electrical bills

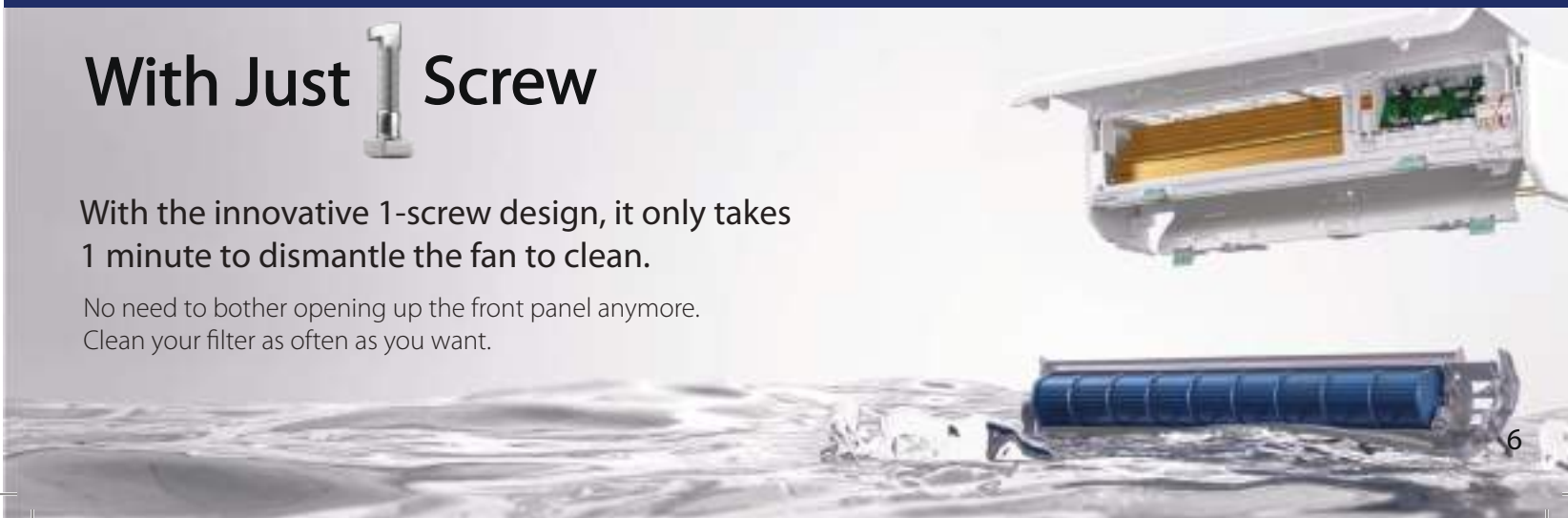


With Just 1 Screw



With the innovative 1-screw design, it only takes 1 minute to dismantle the fan to clean.

No need to bother opening up the front panel anymore.
Clean your filter as often as you want.



What you get to enjoy

Your comfort comes first:



Apart from the innovative technology that drives, Midea airconditioners provides you the best comfort quality the key comfort features in our airconditioners maintain temperatures, keep you cool while moving and is a quiet airconditioner that do not disturb your daily life and provide the comfort ideal environment at home or office.



Follow Me Mode:

With this, it allows the cool air to be delivered directly to your position without an effortless way.



Sleep Mode:

After you've fallen asleep, the sleep mode will auto adjust with the room temperature to make sure you are not too cold. And it helps to save energy electricity.



Silent Mode:

Operating as quiet as 21dB allows you to sleep soundly and maintains a calm cooling ambience.




LED Display:

The LED display illuminates at the unit so you will always know what temperature it is whenever your room light is off.

Prime Guard

The Golden Fin - Prime Guard coated cover protects the motor and prevents water from seeping into the indoor unit, preventing mould and rust. Get more resistance from water, rust, adherent grease, oxidation and other corrosive elements with a steadier cooling performance with our signature Golden Fin Prime Guard protection.



Single Split

All Easy Pro Standard - Single Split



Follow Me



LED Display



Fast Cooling



Silent



Sleep Mode

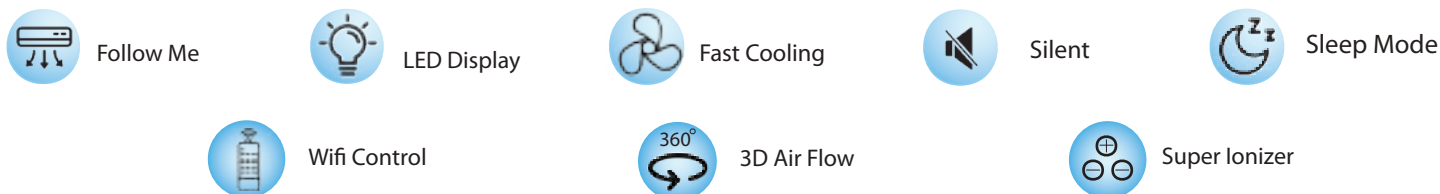
		Model				
Indoor		MSEID-09(S)	MSEID-12(S)	MSEID-18(S)	MSEID-24(S)	
Outdoor		MSEOD-09	MSEOD-12	MSEOD-18	MSEOD-24	
Power Supply	V-Ph-Hz	220-240V / 1Ph / 50Hz				
Capacity	Btu/h	9300 (4305-10986)	12300 (5600-13000)	18000 (8380-21200)	24000 (9553-26272)	
Input	W	630 (255-820)	871 (370-1120)	1318 (510-1685)	1893 (680-2083)	
Rated Current	A	2.74 (1.11-3.57)	3.79 (1.61-4.87)	5.70 (2.22-7.33)	8.23 (2.96-9.06)	
EER	W/W	4.33 (3.64-4.95)	4.13 (3.40-4.43)	4.00 (3.67-4.82)	3.72 (3.69-4.12)	
COP (Full / Weighted)		(4.78 / 5.31)	(4.11 / 5.11)	(4.21 / 4.66)	(3.82 / 4.58)	
Rated. Current	A	2.6	3.9	5.5	10.5	
Max. Input Consumption	W	950	1300	3200	4050	
Max. Current	A	7.0	8.0	15.0	17.5	
Indoor Air Flow (Turbo / H / M / L)	m3/h	650 / 560 / 450 / 350	700 / 610 / 520 / 400	900 / 800 / 600 / 500	1300 / 1100 / 780 / 600	
Indoor Sound Level (H / M / L)	dB(A)	35.5 / 29.5 / 21.0	37.5 / 32.5 / 26.5	40.5 / 34.5 / 30.5	44.5 / 40.0 / 33.0	
Indoor Unit	Dimension (W x D x H)	mm	795 x 225 x 295	795 x 225 x 295	965 x 239 x 319	1140 x 297 x 370
	Packing (W x D x H)	mm	870 x 370 x 305	870 x 370 x 305	1045 x 400 x 325	1230 x 455 x 355
	Net / Gross Weight	Kg	10.3 / 13.1	10.3 / 13.1	12.3 / 16.2	19.7 / 24.8
Outdoor Sound Level	dB(A)	53.0	53.0	58.0	59.5	
Outdoor Unit	Dimension (W x D x H)	mm	765 x 303 x 555	765 x 303 x 555	890 x 342 x 673	890 x 342 x 673
	Packing (W x D x H)	mm	887 x 337 x 610	887 x 337 x 610	995 x 398 x 740	995 x 398 x 740
	Net / Gross Weight	Kg	22.7 / 25.2	24.3 / 26.6	38.4 / 41.4	43.3 / 46.3
Refrigerant Type	Kg	R32 / 0.46	R32 / 0.55	R32 / 1.10	R32 / 1.5	
Piping	Liquid / Gas	mm	6.35 / 9.52	6.35 / 9.52	6.35 / 12.70	9.52 / 15.88
		inch	1/4" / 3/8"	1/4" / 3/8"	1/4" / 1/2"	3/8" / 5/8"
	Max. Length	m	25	25	30	50
	Max. Height	m	10	10	20	25
Drain	mm	19	19	19	19	
Operation temperature	°C	16~30				
Energy Labelling Scheme						

Note:

- Capacity is based on indoor temp 27°C DB / 19°C WB. Outdoor temp 35°C DB.
- The specifications, design and other features are subject to change without prior notice.

Multi Split

All Easy Pro (Indoor & Outdoor Unit)



		Model				
Model - Indoor Unit (Premium)		MSEID-09	MSEID-12	MSEID-18	MSEID-24	
Model - Indoor Unit (Standard)		MSEID-09(S)	MSEID-12(S)	MSEID-18(S)	MSEID-24(S)	
Power supply	V-Ph-Hz	220-240V / 1Ph / 50Hz				
Capacity	Btu/h	9300 (4305-10986)	12300 (5600-13000)	18000 (8380-21200)	24000 (9553-26272)	
Input	W	24.0	24.0	30.0	58.0	
Rated Current	A	0.11	0.11	0.14	0.25	
Wifi Port		Dongle	Dongle	Dongle	Dongle	
Indoor Air Flow (Turbo / H / M / L)	m3/h	650 / 560 / 450 / 350	700 / 610 / 520 / 400	900 / 800 / 600 / 500	1300 / 1100 / 780 / 600	
Indoor Sound Level (H / M / L)	dB(A)	35.5 / 29.5 / 21.0	37.5 / 32.5 / 26.5	40.5 / 34.5 / 30.5	44.5 / 40.0 / 33.0	
Dimension (W x D x H)	mm	795 x 225 x 295	795 x 225 x 295	965 x 239 x 319	1140 x 297 x 370	
Packing (W x D x H)	mm	870 x 370 x 305	870 x 370 x 305	1045 x 400 x 325	1230 x 455 x 355	
Net / Gross Weight	Kg	10.3 / 13.1	10.3 / 13.1	12.3 / 16.2	19.7 / 24.8	
Piping	Liquid / Gas	mm	6.35 / 9.52	6.35 / 9.52	6.35 / 12.70	9.52 / 15.88
	Drain	inch	1/4" / 3/8"	1/4" / 3/8"	1/4" / 1/2"	3/8" / 5/8"
Operation Temperature	°C	16~30	16~30	16~30	16~30	
Application Area	m ²	12 ~ 23	16 ~ 23	23 ~ 33	36 ~ 53	

Note:
Premium Model comes with super ionizer, 3D Air flow & optional Wifi dongle

		Model				
Model - Outdoor Unit		MAE-3M25E	MAE-4M30E	MAE-3M21D	MAE-4M28D	
Power supply	V-Ph-Hz	220-240V / 1Ph / 50Hz				
Capacity	Btu/h	19450 (4436 - 27290)	25600 (4606 - 31220)	20800 (4436 - 23884)	26600 (4606 - 31220)	
	KW	5.7 (1.3 - 8.00)	7.50 (1.35 - 9.15)	6.1 (1.3 - 7.00)	7.79 (1.35 - 9.15)	
Input	W	1170	1540	1420	1810	
COP (Full / Weighted)		(5.12 / 5.82)	(5.03 / 6.22)	(4.72 / 5.63)	(4.46 / 5.63)	
Rated Current	A	5.9	6.8	6.2	8.1	
Refrigerant Type	Kg	R32 / 1.4	R32 / 1.7	R32 / 1.3	R32 / 1.5	
Outdoor Sound Level	dB(A)	56.0	56.0	55.0	56.0	
Outdoor Unit	Dimension (W x D x H)	mm	890 x 342 x 673	890 x 342 x 673	890 x 342 x 673	890 x 342 x 673
	Packing (W x D x H)	mm	1030 x 438 x 750	1030 x 438 x 750	1030 x 438 x 750	1030 x 438 x 750
	Net / Gross Weight	Kg	40.5 / 44.3	45.2 / 48.5	40.0 / 43.6	43.7 / 47.2
Piping	Liquid / Gas	mm	6.35 (x3) / 9.52 (x3)	6.35 (x4) / 9.52 (x4)	6.35 (x3) / 9.52 (x3)	6.35 (x4) / 9.52 (x4)
		inch	1/4" (x3) / 3/8" (x3)	1/4" (x4) / 3/8" (x4)	1/4" (x3) / 3/8" (x3)	1/4" (x4) / 3/8" (x4)
	Max. Length	m	30	35	30	35
	Max. Height	m	15	15	15	15
Drain	mm	19	19	19	19	
Operation temperature	°C	16~30				
Energy Labelling Scheme						

Note:
1. Capacity is based on indoor temp 27°C DB / 19°C WB. Outdoor temp 35°C DB.
2. The specifications, design and other features are subject to change without prior notice.

Combination Capacity - AE Pro Series



5 ticks - System 3 (Model: MAE-3M25E)														
MAE-3M25E		Capacity of Each Indoor (KW)				Total Capacity (KW)			Running Current (Amp)			Input (KW)		
Operation	Indoor	A Room	B Room	C Room	D Room	Rated	Min.	Max.	Min.	Rated	Max.	Min.	Rated	Max.
1 Room	9	2.60	-	-	-	2.60	1.35	3.35	1.76	2.86	3.14	0.37	0.60	0.66
	12	3.50	-	-	-	3.50	1.35	3.80	1.81	4.14	4.48	0.38	0.87	0.94
2 Rooms	9+9	2.60	2.60	-	-	5.20	1.46	5.80	1.89	6.37	6.70	0.40	1.35	1.42
	9+12	2.59	3.11	-	-	5.70	1.46	6.30	1.89	6.60	7.64	0.40	1.40	1.62
	12+12	2.85	2.85	-	-	5.70	1.46	6.30	2.08	6.60	7.64	0.44	1.40	1.62
3 Rooms	9+9+9	1.90	1.90	1.90	-	5.70	1.75	8.00	2.17	5.29	11.67	0.48	1.17	2.58
	9+9+12	1.78	1.78	2.14	-	5.70	1.75	8.00	2.22	5.29	11.67	0.49	1.17	2.58
	9+12+12	1.68	2.01	2.01	-	5.70	1.75	8.00	2.22	5.29	11.67	0.49	1.17	2.58
	12+12+12	1.90	1.90	1.90	-	5.70	1.75	8.00	2.22	5.29	11.67	0.49	1.17	2.58

5 ticks - System 4 (Model: MAE-4M30E)														
MAE-4M30E		Cooling Capacity (KW)				Total Capacity (KW)			Running Current (Amp)			Input (KW)		
Operation	Indoor	A Room	B Room	C Room	D Room	Rated	Min.	Max.	Min.	Rated	Max.	Min.	Rated	Max.
1 Room	9	2.60	-	-	-	2.60	1.35	3.35	2.26	2.82	4.52	0.47	0.59	0.95
	12	3.50	-	-	-	3.50	1.35	3.80	2.26	4.12	5.19	0.48	0.86	1.09
	18	5.30	-	-	-	5.30	1.35	5.60	2.26	6.47	7.76	0.48	1.36	1.63
	24	6.10	-	-	-	6.10	1.38	6.20	2.30	7.14	8.57	0.49	1.50	1.80
2 Rooms	9+9	2.60	2.60	-	-	5.20	1.41	5.80	2.34	5.84	8.63	0.50	1.24	1.83
	9+12	2.60	3.50	-	-	6.10	1.43	6.32	2.37	6.77	9.39	0.50	1.44	1.99
	9+18	2.55	4.50	-	-	7.05	1.52	7.30	2.52	8.99	10.85	0.53	1.91	2.30
	9+24	2.10	5.00	-	-	7.10	1.54	7.40	2.53	9.05	10.95	0.54	1.92	2.32
	12+12	3.50	3.50	-	-	7.00	1.53	7.25	2.53	9.05	10.80	0.54	1.92	2.29
	12+18	3.15	4.00	-	-	7.15	1.57	7.40	2.61	8.99	10.99	0.55	1.91	2.33
3 Rooms	18+18	3.60	3.60	-	-	7.20	1.57	7.45	2.61	8.71	11.08	0.55	1.85	2.35
	9+9+9	2.35	2.35	2.35	-	7.05	1.63	8.00	2.67	7.63	11.52	0.57	1.64	2.48
	9+9+12	2.24	2.24	2.67	-	7.15	1.63	8.10	2.68	7.65	11.66	0.57	1.64	2.51
	9+9+18	2.06	2.06	3.08	-	7.20	1.63	8.20	2.66	7.61	12.02	0.57	1.64	2.59
	9+9+24	1.70	1.70	4.10	-	7.50	1.64	9.00	2.68	8.39	12.16	0.58	1.80	2.61
	9+12+12	2.11	2.52	2.52	-	7.15	1.62	8.15	2.65	7.56	11.77	0.57	1.63	2.53
	9+12+18	1.95	2.33	2.92	-	7.20	1.63	8.25	2.66	7.61	12.10	0.57	1.64	2.60
	9+12+24	1.46	1.95	3.89	-	7.30	1.63	9.05	2.67	7.63	12.16	0.57	1.64	2.62
	9+18+18	1.80	2.75	2.75	-	7.30	1.63	8.40	2.67	7.63	12.15	0.57	1.64	2.61
	12+12+12	2.40	2.40	2.40	-	7.20	1.63	8.20	2.66	7.61	12.02	0.57	1.64	2.59
4 Rooms	12+12+18	2.21	2.21	2.78	-	7.20	1.63	8.30	2.63	7.53	12.10	0.57	1.62	2.60
	9+9+9+9	1.88	1.88	1.88	1.88	7.52	1.75	9.00	2.72	6.80	11.50	0.62	1.54	2.61
	9+9+9+12	1.79	1.79	1.79	2.15	7.52	1.75	9.05	2.72	6.80	11.56	0.62	1.54	2.63
	9+9+9+18	1.69	1.69	1.69	2.53	7.60	1.76	9.15	2.73	6.83	11.62	0.62	1.55	2.64
	9+9+12+12	1.71	1.71	2.05	2.05	7.52	1.75	9.10	2.72	6.80	11.56	0.62	1.54	2.63
	9+12+12+12	1.64	1.96	1.96	1.96	7.52	1.75	9.15	2.72	6.80	11.56	0.62	1.54	2.63
	9+12+12+18	1.51	1.51	1.85	2.93	7.80	1.75	9.15	2.72	6.80	11.56	0.62	1.54	2.63
9+9+9+24	1.39	1.39	1.39	3.72	7.90	1.76	9.20	2.73	6.83	11.62	0.62	1.55	2.64	

Note:
 1. Capacity is based on indoor temp 27°C DB / 19°C WB. Outdoor temp 35°C DB.
 2. The specifications, design and other features are subject to change without prior notice.

Combination Capacity - AE Pro Series




4 ticks - System 3 (Model: MAE-3M21D)														
MAE-3M21D		Capacity of Each Indoor (KW)				Total Capacity (KW)			Running Current (Amp)			Input (KW)		
Operation	Indoor	A Room	B Room	C Room	D Room	Rated	Min.	Max.	Min.	Rated	Max.	Min.	Rated	Max.
1 Room	9	2.60	-	-	-	2.60	1.35	3.35	1.76	3.29	3.33	0.37	0.69	0.70
	12	3.50	-	-	-	3.50	1.35	3.80	1.81	4.71	4.86	0.38	0.99	1.02
2 Rooms	9+9	2.60	2.60	-	-	5.20	1.46	5.80	1.89	6.56	6.88	0.40	1.39	1.46
	9+12	2.60	3.50	-	-	6.10	1.46	6.30	1.89	7.83	8.22	0.40	1.66	1.74
	12+12	3.05	3.05	-	-	6.10	1.46	6.30	2.08	7.78	8.95	0.44	1.65	1.90
3 Rooms	9+9+9	2.04	2.04	2.04	-	6.12	1.75	7.00	2.10	6.20	9.80	0.48	1.42	2.24
	9+9+12	1.92	1.92	2.28	-	6.12	1.75	7.00	2.16	6.20	9.80	0.49	1.42	2.24
	9+12+12	1.80	2.16	2.16	-	6.12	1.75	7.00	2.16	6.20	9.80	0.49	1.42	2.24
	12+12+12	2.04	2.04	2.04	-	6.12	1.75	7.00	2.16	6.20	9.80	0.49	1.42	2.24

4 ticks - System 4 (Model: MAE-4M28D)														
MAE-4M28D		Capacity of Each Indoor (KW)				Total Capacity (KW)			Running Current (Amp)			Input (KW)		
Operation	Indoor	A Room	B Room	C Room	D Room	Rated	Min.	Max.	Min.	Rated	Max.	Min.	Rated	Max.
1 Room	9	2.60	-	-	-	2.60	1.35	3.35	2.59	3.24	3.40	0.54	0.68	0.71
	12	3.50	-	-	-	3.50	1.35	3.80	2.56	4.66	4.89	0.54	0.98	1.03
	18	5.30	-	-	-	5.30	1.35	5.60	2.58	7.36	7.73	0.54	1.55	1.62
2 Rooms	9+9	2.60	2.60	-	-	5.20	1.41	5.80	2.63	6.58	6.90	0.56	1.39	1.46
	9+12	2.60	3.50	-	-	6.10	1.43	6.32	2.66	7.61	7.99	0.56	1.61	1.69
	9+18	2.55	4.55	-	-	7.10	1.52	7.30	2.82	10.06	11.57	0.60	2.13	2.45
	12+12	3.50	3.50	-	-	7.00	1.53	7.25	2.82	10.07	11.58	0.60	2.13	2.45
	12+18	3.15	4.05	-	-	7.20	1.57	7.40	2.91	10.05	12.56	0.62	2.13	2.66
	18+18	3.65	3.65	-	-	7.30	1.57	7.45	2.93	9.75	12.68	0.62	2.07	2.69
3 Rooms	9+9+9	2.40	2.40	2.40	-	7.20	1.63	7.30	2.98	8.52	11.08	0.64	1.83	2.38
	9+9+12	2.28	2.28	2.74	-	7.30	1.63	7.43	2.99	8.53	11.94	0.64	1.83	2.57
	9+9+18	2.14	2.14	3.22	-	7.50	1.63	7.63	3.03	8.66	12.55	0.65	1.86	2.70
	9+12+12	2.18	2.61	2.61	-	7.40	1.62	7.59	2.99	8.54	12.38	0.64	1.84	2.66
	9+12+18	2.03	2.43	3.04	-	7.50	1.63	7.78	3.03	8.66	13.42	0.65	1.86	2.88
	9+18+18	1.90	2.85	2.85	-	7.60	1.63	7.91	3.03	8.66	13.43	0.65	1.86	2.89
	12+12+12	2.50	2.50	2.50	-	7.50	1.63	7.63	3.03	8.66	13.42	0.65	1.86	2.88
	12+12+18	2.31	2.31	2.88	-	7.50	1.61	7.82	2.99	8.55	13.25	0.64	1.84	2.85
4 Rooms	9+9+9+9	1.95	1.95	1.95	1.95	7.80	1.75	9.00	3.24	8.10	13.77	0.73	1.81	3.08
	9+9+9+12	1.85	1.85	1.85	2.25	7.80	1.75	9.05	3.24	8.10	13.77	0.73	1.81	3.08
	9+9+9+18	1.75	1.75	1.75	2.65	7.90	1.76	9.15	3.28	8.20	13.94	0.73	1.84	3.12
	9+9+12+12	1.77	1.77	2.13	2.13	7.80	1.75	9.10	3.24	8.10	13.77	0.73	1.81	3.08
	9+12+12+12	1.71	2.03	2.03	2.03	7.80	1.75	9.15	3.24	8.10	13.77	0.73	1.81	3.08

Note:

- Capacity is based on indoor temp 27°C DB / 19°C WB. Outdoor temp 35°C DB.
- The specifications, design and other features are subject to change without prior notice.



Outdoor Condenser Dimension

MODEL	Ticks	W	H	D	W1	A	A1	B	B1	Net W (kg)
SINGLE SPLIT										
MSEOD-09	4	765	555	303	835	452	514	286	314	22.7
MSEOD-12	3	765	555	303	835	452	514	286	314	24.3
MSEOD-18	3	890	673	342	955	663	737	354	394	38.4
MSEOD-24	3	890	673	342	955	663	737	354	394	43.3
MULTI SPLIT (AE PRO)										
MAE-3M21D	4	890	673	342	990	663	737	348	380	40.0
MAE-4M28D	4	890	673	342	990	663	737	348	380	43.7
MAE-3M25E	5	890	673	342	990	663	737	348	380	40.5
MAE-4M30E	5	890	673	342	990	663	737	348	380	45.2
BreezeleSS+										
MAS-1S09E	5	805	554	330	874	511	569	317	346	22.7
MAS-1S12D	4	805	554	330	874	511	569	317	346	24.3

Note:

The specifications, design and other features are subject to change without prior notice.

BreezeleSS⁺

The all-new BreezeleSS cooling experience & technology



BreezeleSS⁺ Aircon

Key Benefits



Silence

Its sound level 21dB quiet operation
Better life, all day dreaming



Saving

Choose the iECP mode for ultra-low
energy consumption during the night



Smart

MideaAir App can help to remotely control
your breezeleSS+ air conditioner



Sense

It adapt and provide your needs and feel
in the most sensitive way possible



Download MSmartHome App



Product Models



Prime Guard
Golden Fin



Soft



Surround



Speed



Smart



Silence



Saving



Sense

BreezelessSS+ Aircon Models			
Indoor		MSAS-09E	MSAS-12D
Outdoor		MAS-1S09E	MAS-1S12D
Power Supply	V-Ph-Hz	220-240V / 1Ph / 50Hz	
Capacity	Btu/h	10000 (2900-11200)	12300 (4500-13700)
Input	W	697 (100-855)	895 (230-1062)
Rated Current	A	3.17 (0.40-5.00)	4.07 (1.00-4.90)
EER	W/W	4.2 (3.83-8.49)	4.03 (3.78-5.73)
COP (Full / Weighted)		(4.94 / 6.07)	(4.47 / 5.50)
Wifi Port		Dongle	Dongle
Max. Input Consumption	W	1480	1480
Max. Current	A	8.0	8.0
Indoor Air Flow (H / M / L)	m3/h	640 / 520 / 300	640 / 520 / 300
Indoor Sound Level (H / M / L)	dB(A)	38.0 / 32.5 / 21.0	38.0 / 32.5 / 21.0
Indoor Unit	Dimension (W x D x H)	mm	940 x 193 x 325
	Packing (W x D x H)	mm	1055 x 385 x 290
	Net / Gross Weight	Kg	10.7 / 13.8
Outdoor Sound Level	dB(A)	55.0	55.0
Outdoor Unit	Dimension (W x D x H)	mm	805 x 330 x 554
	Packing (W x D x H)	mm	915 x 370 x 615
	Net / Gross Weight	Kg	29.9 / 32.5
Refrigerant Type	Kg	R32 / 0.71	R32 / 0.71
Piping	Liquid / Gas	mm	6.35 / 9.52
		inch	1/4" / 3/8"
	Max. Length	m	25
	Max. Height	m	10
Drain	mm	19	
Operation temperature	°C	16-30	
Energy Labelling Scheme			

Note:

*Breezeless mode will stop operating as below:

- Indoor temperature cannot lower than 24 degree. Indoor humidity level cannot higher than 70%

1. Capacity is based on indoor temp 27°C DB / 19°C WB. Outdoor temp 35°C DB.

2. The specifications, design and other features are subject to change without prior notice.



MD (SINGAPORE) Consumer Product Co. Pte Ltd

151 Lor Chuan, #04-05 (Lobby E), New Tech Park, Singapore 556741

Website: www.midea.com.sg

Customer Service Hotline: +65 6655 7666

Email: gmcs@midea.com



**Scan here to view
more at midea.sg**

Products specifications, designs and other contents featured in this brochure are as per on March 2023, but subjected to change without notice.