


WALL-MOUNTED

X-PREMIUM **INVERTER** R32 Single-Split Type




CS-XU9XKZW | CS-XU12XKZW



Wireless (Standard)



Wired CZ-RD514C (Optional)



CS-XU18XKZW | CS-XU24XKZW | CS-XU28XKZW



Wireless (Standard)



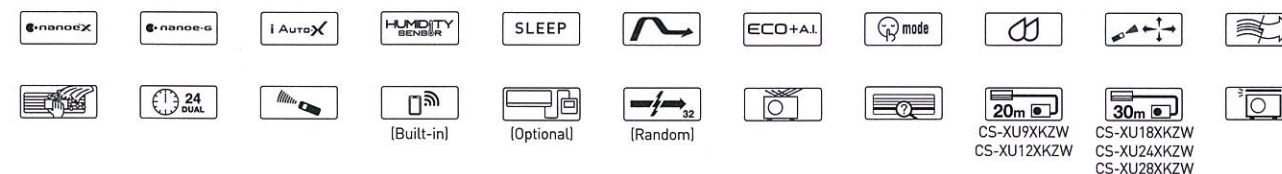
Wired CZ-RD514C (Optional)



MODEL	INDOOR UNIT (50Hz)		CS-XU9XKZW	CS-XU12XKZW	CS-XU18XKZW	CS-XU24XKZW	CS-XU28XKZW	
	OUTDOOR UNIT		CU-XU9XKZ	CU-XU12XKZ	CU-XU18XKZ	CU-XU24XKZ	CU-XU28XKZ	
Cooling Capacity	(min-max)	kW	2.70 [0.98-3.60]	3.70 [1.02-4.50]	5.00 [1.10-6.21]	6.10 [1.12-7.18]	7.10 [1.25-8.50]	
	(min-max)	Btu/h	9,210 [3,340-12,300]	12,600 [3,480-15,300]	17,100 [3,750-21,200]	20,800 [3,820-24,500]	24,200 [4,260-29,000]	
COP	(min-max)	W/W	5.19 [5.30-4.00]	4.46 [4.64-3.75]	4.35 [4.40-3.65]	4.01 [4.48-3.68]	3.50 [3.57-3.15]	
EER	(min-max)	Btu/hW	17.71 [18.05-13.67]	15.18 [15.82-12.75]	14.87 [15.00-12.47]	13.68 [15.28-12.56]	11.92 [12.17-10.74]	
Weighted COP			W/W	5.80	5.67	5.69	5.19	4.43
	Voltage		V	220-240	220-240	220-240	220-240	220-240
Electrical Data	Current		A	2.6-2.4	3.9-3.7	5.5-5.1	7.1-6.6	9.5 - 8.7
	Power Input (min-max)		W	520 [185-900]	830 [220-1,200]	1,150 [250-1,700]	1,520 [250-1,950]	2,030 [350-2,700]
Moisture Removal			L/h	1.6	2.2	2.8	3.4	4.1
			Pt/h	3.4	4.6	5.9	7.2	8.7
Air Circulation	Indoor	m ³ /min [ft ³ /min]	11.8 [415]	12.5 [440]	18.7 [660]	20.8 [735]	20.8 [735]	
	Outdoor	m ³ /min [ft ³ /min]	32.0 [1,130]	32.0 [1,130]	34.9 [1,230]	46.3 [1,635]	46.3 [1,635]	
Noise Level [220V-240V]	Indoor [H / L / Q-Lo]	dB [A]	42/26/19	43/26/19	44/32/27	47/37/28	47/37/34	
	Outdoor [H]	dB [A]	47	49	50	51	53	
Dimensions Indoor (Outdoor)	Height	mm	295 [542]	295 [542]	295 [619]	295 [695]	295 [695]	
		inch	11-5/8 [21-11/32]	11-5/8 [21-11/32]	11-5/8 [24-3/8]	11-5/8 [27-3/8]	11-5/8 [27-3/8]	
	Width	mm	870 [780]	870 [780]	1,040 [824]	1,040 [875]	1,040 [875]	
		inch	34-9/32 [30-23/32]	34-9/32 [30-23/32]	40-31/32 [32-15/32]	40-31/32 [34-15/32]	42-31/32 [34-15/32]	
	Depth	mm	229 [289]	229 [289]	244 [299]	244 [320]	244 [320]	
		inch	9-1/32 [11-13/32]	9-1/32 [11-13/32]	9-5/8 [11-25/32]	9-5/8 [12-5/8]	9-5/8 [12-5/8]	
Net Weight	Indoor	kg [lb]	10 [22]	10 [22]	12 [26]	14 [31]	14 [31]	
	Outdoor	kg [lb]	27 [60]	27 [60]	30 [66]	39 [86]	48 [106]	
Refrigerant Pipe Diameter	Liquid Side	mm	ø 6.35	ø 6.35	ø 6.35	ø 6.35	ø 6.35	
		inch	1/4	1/4	1/4	1/4	1/4	
	Gas Side	mm	ø 9.52	ø 9.52	ø 12.70	ø 12.70	ø 15.88	
		inch	3/8	3/8	1/2	1/2	5/8	
Pipe Extension	Chargeless Pipe Length	m	7.5	7.5	10.0	10.0	10.0	
	Maximum Pipe Length	m	20	20	30	30	30	
	Maximum Elevation Length	m	15	15	20	20	20	
	Additional Refrigerant Gas*	g/m	10	10	15	15	25	
Power Supply			Outdoor	Outdoor	Outdoor	Outdoor	Outdoor	

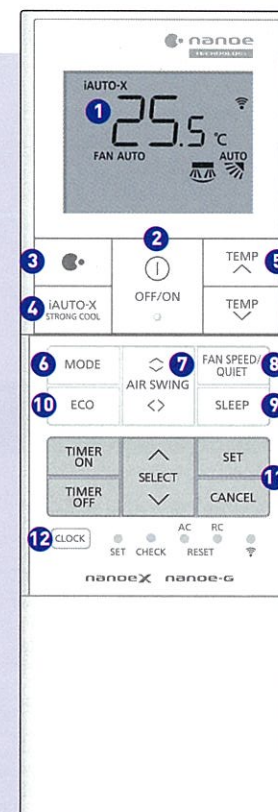
*When pipes are not extended from the chargeless pipe length, the required amount of refrigerant is already in the unit.

FEATURES



EASY-TO-USE REMOTE CONTROLLER

Panasonic's wireless remote controller feature a large Liquid Crystal Display (LCD) panel which makes it even more user-friendly. So you can sit back and enjoy easy operation and long-lasting comfort from your Panasonic Air Conditioner.



Wireless
Applicable to X-PREMIUM
INVERTER R32

- LCD display for an easy overview of the operation status.
- Power button.
- Switch on nanoe™ mode to activate nanoe™ X and nanoe-G for air purification and deodorisation even when the air conditioner is switched off.
- iAUTO-X cools your home with fast cooling together with Shower Cooling which avoids direct cooling while providing continuous comfort. Reactive faster cooling during stable temperature with second press of the iAUTO-X button.
- Press up or down to set the temperature.
- Toggles between iAUTO-X, COOL and DRY setting mode.
- Set the airflow direction.
- Adjusts the FAN SPEED or QUIET mode so you can sleep comfortably at night.
- Delays off timer with temperature control for better sleep.
- Switch on the ECO + A.I. mode to let you enjoy the comfort cooling with minimal energy waste.
- Set 24-hour Dual ON & OFF Timer.
- Set the actual time (hour and minute).



DUAL TIMER FOR 2 ON AND OFF TIMES PER DAY

Set the actual time (hour and minute).

- Select ON or OFF Timer.
 - TIMER ON: ① → ② → Cancel
 - TIMER OFF: ① → ② → Cancel
- Set the time.
 - SET

OUTDOOR UNIT



WALL-MOUNTED

STANDARD **INVERTER R32 Single - Split Type**



CS-PU9WKZ | CS-PU12WKZ | CS-PU18WKZ




Wireless (Standard)



Wired CZ-RD514C (Optional)



Network Adaptor CZ-TACG1 (Optional)



CS-PU24XKZ



Wireless (Standard)



Wired CZ-RD514C (Optional)



Network Adaptor CZ-TACG1 (Optional)

BIG FLAP
[CS-PU9/12/18WKZ]

AEROWINGS
[CS-PU24XKZ]

POWERFUL

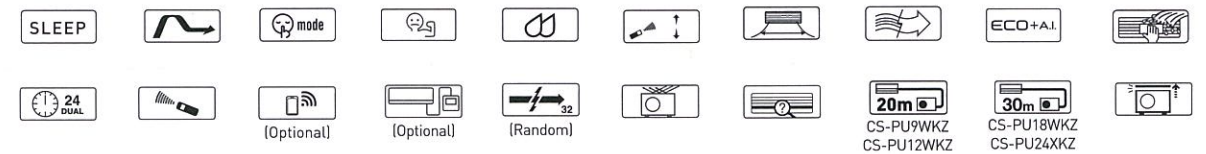
INVERTER

ECO+A.I.

MODEL	INDOOR UNIT (50Hz)		CS-PU9WKZ	CS-PU12WKZ	CS-PU18WKZ	CS-PU24XKZ
	OUTDOOR UNIT		CU-PU9WKZ	CU-PU12WKZ	CU-PU18WKZ	CU-PU24XKZ
Cooling Capacity	[min-max]	kW	2.60 [0.84-3.20]	3.50 [1.02-4.00]	5.20 [1.10-5.80]	6.10 [1.12-7.18]
	[min-max]	Btu/h	8,870 [2,860-10,900]	11,900 [3,480-13,600]	17,700 [3,750-19,800]	20,800 [3,820-24,500]
COP	[min-max]	W/W	3.42 [3.73-3.20]	3.57 [3.71-3.25]	3.61 [3.79-3.60]	3.70 [4.48-3.50]
EER	[min-max]	Btu/hW	11.67 [12.71-10.90]	12.14 [12.65-11.06]	12.29 [12.93-12.30]	12.61 [15.28-11.95]
Weighted COP		W/W	4.06	4.30	4.46	4.95
Electrical Data	Voltage	V	220-240	220-240	220-240	220-240
	Current	A	3.6-3.3	4.5-4.2	6.7-6.2	7.7-7.1
	Power Input [min-max]	W	760 [225-1,000]	980 [275-1,230]	1,440 [290-1,610]	1,650 [250-2,050]
Moisture Removal		L/h	1.6	2.0	2.9	3.4
		Pt/h	3.4	4.2	6.1	7.2
Air Circulation	Indoor	m ³ /min [ft ³ /min]	10.0 [355]	11.3 [400]	12.6 [445]	19.2 [680]
	Outdoor	m ³ /min [ft ³ /min]	26.7 [940]-28.3 [1,000]	30.6 [1,080]-30.6 [1,080]	34.9 [1,230]-34.9 [1,230]	34.9 [1,230]-34.9 [1,230]
Noise Level [220V-240V]	Indoor [H / L / Q-Lo]	dB [A]	36/26/21	38/28/21	45/34/28	45/36/29
	Outdoor [H]	dB [A]	47-48	48-48	50-50	51-51
Dimensions Indoor (Outdoor)	Height	mm	290 [511]	290 [542]	290 [619]	295 [619]
		inch	11-7/16 [20-1/8]	11-7/16 [21-11/32]	11-7/16 [24-3/8]	11-5/8 [24-3/8]
	Width	mm	799 [650]	799 [780]	779 [824]	1,040 [824]
		inch	30-11/16 [25-19/32]	30-11/16 [30-23/32]	30-11/16 [32-15/32]	40-31/32 [32-15/32]
	Depth	mm	209 [230]	209 [289]	209 [299]	244 [299]
		inch	8-1/4 [9-1/16]	8-1/4 [11-13/32]	8-1/4 [11-25/32]	9-5/8 [11-25/32]
Net Weight	Indoor	kg [lb]	8 [18]	8 [18]	9 [20]	12 [26]
	Outdoor	kg [lb]	18 [40]	23 [51]	33 [73]	31 [68]
Refrigerant Pipe Diameter	Liquid Side	mm	ø 6.35	ø 6.35	ø 6.35	ø 6.35
		inch	1/4	1/4	1/4	1/4
	Gas Side	mm	ø 9.52	ø 9.52	ø 12.70	ø 12.70
		inch	3/8	3/8	1/2	1/2
Pipe Extension	Chargeless Pipe Length	m	7.5	7.5	10.0	10.0
	Maximum Pipe Length	m	20	20	30	30
	Maximum Elevation Length	m	15	15	20	20
	Additional Refrigerant Gas*	g/m	10	10	15	15
Power Supply			Outdoor	Outdoor	Outdoor	Outdoor

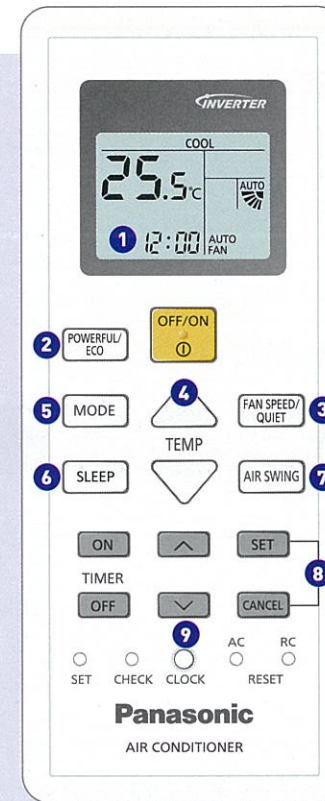
*When pipes are not extended from the chargeless pipe length, the required amount of refrigerant is already in the unit.

FEATURES



EASY-TO-USE REMOTE CONTROLLER

Panasonic's wireless remote controller features a large Liquid Crystal Display (LCD) panel which makes it even more user-friendly. So you can sit back and enjoy easy operation and long-lasting comfort from your Panasonic Air Conditioner.



Wireless
Applicable to
STANDARD INVERTER R32

- 1 LCD display for an easy overview of the operation status.
- 2 Toggles setting between POWERFUL mode and ECO with A.I setting mode. POWERFUL mode provides fast cooling while ECO with A.I mode provides energy saving.
- 3 Adjust the FAN SPEED or QUIET function allows you to sleep comfortably at night.
- 4 Press up or down to set the temperature.
- 5 Toggles between AUTO, COOL and DRY setting mode.
- 6 Delays off timer with temperature control for better sleep.
- 7 Set the airflow direction.
- 8 Set 24-hour Dual ON & OFF Timer.
- 9 Set the actual time (hour and minute).



Long Airflow with Big Flap
Big bottom flap directs cooling and comforting air across the room for an optimal cooling sensation.



Powerful Cooling at Start-up
POWERFUL Mode cools your room faster by 18%* at the start to bring you cooling comfort instantly on a hot day.

* Comparison of POWERFUL Cool Mode & normal cool mode by using 1.5HP Inverter Model.

OUTDOOR UNIT



CU-PU9WKZ



CU-PU12WKZ



CU-PU18WKZ
CU-PU24XKZ